

SIRIO 30 by Jan Pauwels

LED circuit boards and tiny curled metal rods are the only two basic elements of this light fixture. They give the lamp its structure and shape. The circuit boards have leds on both sides. 2/3 of the light goes down and 1/3 goes up. (See model Curled for the version with E10 led bulbs.)

DIMENSIONS

Ø 30 cm 11,8 inch
H 10 cm 3,9 inch

CANOPY

Ø 14 cm 5,5 inch
H 4,5 cm 1,8 inch

CABLE LENGTH

Up to 200 cm 78,7 inch

LIGHTSOURCE

13x led, 12V/0.6W, 2800K,
390 LM

FINISH

Nickel
Brass
Black Brass

TYPE.NR

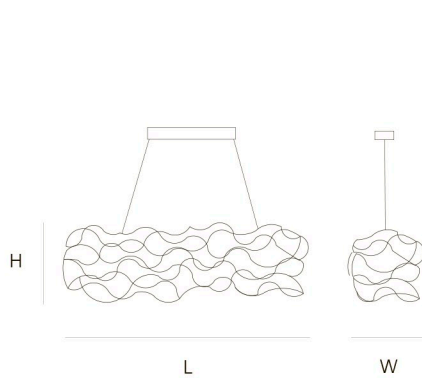
● 11-8919
● 11-8919-2
● 11-8919-4



1 2 34x34x34cm

STANDARD Black canopy with cover plate in matching colour of the fixture. Leading and trailing edge dimmable. Nickel, natural brass or blackened natural brass. Brass will turn darker in time and can show stains.

OPTIONAL Downlight led 2700K 12V – 3W
2400K.



SIRIO 125 by Jan Pauwels

LED circuit boards and tiny curled metal rods are the only two basic elements of this light fixture. They give the lamp its structure and shape. The circuit boards have leds on both sides. 2/3 of the light goes down and 1/3 goes up. (See model Curled for the version with E10 led bulbs.)

DIMENSIONS

L 125 cm 49,2 inch
H 40 cm 15,7 inch
W 40 cm 15,7 inch

CANOPY

L 54 cm 21,3 inch
H 4,5 cm 1,8 inch
W 10 cm 3,9 inch

CABLE LENGTH

Up to 200 cm 78,7 inch

LIGHTSOURCE

50x led, 12V/0.6W, 2800K,
1500 LM

FINISH

Nickel
Brass
Black Brass

TYPE.NR

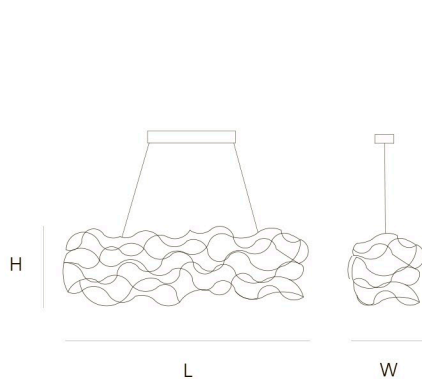
● 11-8909
● 11-8909-2
● 11-8909-4



1,5 5 65x50x130cm
2,5 3 60x30x25cm

STANDARD Black canopy with cover plate in matching colour of the fixture. Leading and trailing edge dimmable. Nickel, natural brass or blackened natural brass. Brass will turn darker in time and can show stains.

OPTIONAL Downlight led 2700K 12V – 3W
2400K.



SIRIO 150 by Jan Pauwels

LED circuit boards and tiny curled metal rods are the only two basic elements of this light fixture. They give the lamp its structure and shape. The circuit boards have leds on both sides. 2/3 of the light goes down and 1/3 goes up. (See model Curled for the version with E10 led bulbs.)

DIMENSIONS

L 150 cm 59,1 inch
H 40 cm 15,7 inch
W 40 cm 15,7 inch

CANOPY

L 54 cm 21,3 inch
H 4,5 cm 1,8 inch
W 10 cm 3,9 inch

CABLE LENGTH

Up to 200 cm 78,7 inch

LIGHTSOURCE

60x led, 12V/0.6W, 2800K,
1800 LM

FINISH

Nickel
Brass
Black Brass

TYPE.NR

● 11-8918
● 11-8918-2
● 11-8918-4



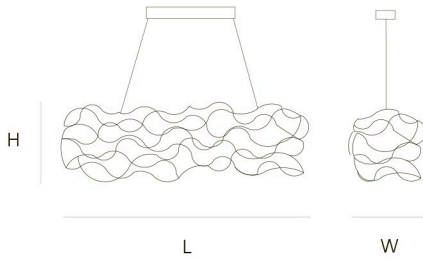
2 10 65x50x200cm
2,5 3 60x30x25cm

STANDARD Black canopy with cover plate in matching colour of the fixture. Leading and trailing edge dimmable. Nickel, natural brass or blackened natural brass. Brass will turn darker in time and can show stains.

OPTIONAL Downlight led 2700K 12V – 3W
2400K.

SIRIO 180 by Jan Pauwels

LED circuit boards and tiny curled metal rods are the only two basic elements of this light fixture. They give the lamp its structure and shape. The circuit boards have leds on both sides. 2/3 of the light goes down and 1/3 goes up. (See model Curled for the version with E10 led bulbs.)



DIMENSIONS

| | | |
|---|--------|-----------|
| L | 180 cm | 70,9 inch |
| H | 40 cm | 15,7 inch |
| W | 40 cm | 15,7 inch |

CANOPY

| | | |
|---|--------|-----------|
| L | 54 cm | 21,3 inch |
| H | 4,5 cm | 1,8 inch |
| W | 10 cm | 3,9 inch |

CABLE LENGTH

| | |
|--------------|-----------|
| Up to 200 cm | 78,7 inch |
|--------------|-----------|

LIGHTSOURCE

70x led, 12V/0.6W, 2800K, 2100 LM

FINISH

| |
|-------------|
| Nickel |
| Brass |
| Black Brass |

TYPE.NR

| | |
|---|-----------|
| ● | 11-8910 |
| ● | 11-8910-2 |
| ● | 11-8910-4 |



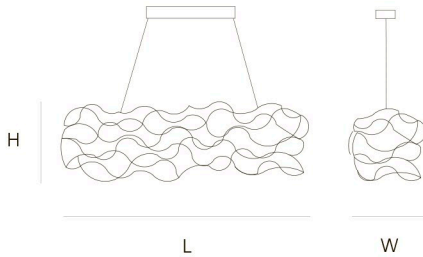
| | | |
|-----|---|-------------|
| 2 | 5 | 65x50x200cm |
| 2,5 | 3 | 60x30x25cm |

STANDARD Black canopy with cover plate in matching colour of the fixture. Leading and trailing edge dimmable. Nickel, natural brass or blackened natural brass. Brass will turn darker in time and can show stains.

OPTIONAL Downlight led 2700K 12V – 3W 2400K.

SIRIO 200 by Jan Pauwels

LED circuit boards and tiny curled metal rods are the only two basic elements of this light fixture. They give the lamp its structure and shape. The circuit boards have leds on both sides. 2/3 of the light goes down and 1/3 goes up. (See model Curled for the version with E10 led bulbs.)



DIMENSIONS

| | | |
|---|--------|-----------|
| L | 200 cm | 78,7 inch |
| H | 40 cm | 15,7 inch |
| W | 40 cm | 15,7 inch |

CANOPY

| | | |
|---|--------|-----------|
| L | 54 cm | 21,3 inch |
| H | 4,5 cm | 1,8 inch |
| W | 10 cm | 3,9 inch |

CABLE LENGTH

| | |
|--------------|-----------|
| Up to 200 cm | 78,7 inch |
|--------------|-----------|

LIGHTSOURCE

80x led, 12V/0.6W, 2800K, 2400 LM

FINISH

| |
|-------------|
| Nickel |
| Brass |
| Black Brass |

TYPE.NR

| | |
|---|-----------|
| ● | 11-8911 |
| ● | 11-8911-2 |
| ● | 11-8911-4 |



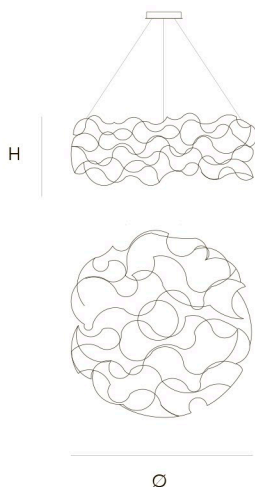
| | | |
|-----|---|-------------|
| 2 | 5 | 65x50x200cm |
| 2,5 | 3 | 60x30x25cm |

STANDARD Black canopy with cover plate in matching colour of the fixture. Leading and trailing edge dimmable. Nickel, natural brass or blackened natural brass. Brass will turn darker in time and can show stains.

OPTIONAL Downlight led 2700K 12V – 3W 2400K.

SIRIO DISC 70 by Jan Pauwels

Every Sirio Disc is handmade, the circuit boards are placed randomly, making every model unique. (See model Curled for the version with E10 led bulbs.)



DIMENSIONS

| | | |
|---|-------|-----------|
| Ø | 70 cm | 27,6 inch |
| H | 30 cm | 11,8 inch |

CANOPY

| | | |
|---|--------|----------|
| Ø | 25 cm | 9,8 inch |
| H | 5,5 cm | 2,2 inch |

CABLE LENGTH

| | |
|--------------|-----------|
| Up to 200 cm | 78,7 inch |
|--------------|-----------|

LIGHTSOURCE

50x led, 12V/0.6W, 2800K, 2100 LM

FINISH

| |
|-------------|
| Nickel |
| Brass |
| Black Brass |

TYPE.NR

| | |
|---|-----------|
| ● | 11-8906 |
| ● | 11-8906-2 |
| ● | 11-8906-4 |



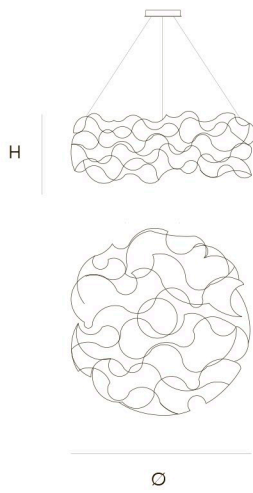
| | | |
|-----|----|------------|
| 3,5 | 15 | 75x75x55cm |
|-----|----|------------|

STANDARD Black canopy with cover plate in matching colour of the fixture. Leading and trailing edge dimmable. Nickel, natural brass or blackened natural brass. Brass will turn darker in time and can show stains.

OPTIONAL Downlight led 2700K 12V – 3W 2400K.

SIRIO DISC 130 by Jan Pauwels

Every Sirio Disc is handmade, the circuit boards are placed randomly, making every model unique. (See model Curled for the version with E10 led bulbs.)



DIMENSIONS
 Ø 130 cm 51,2 inch
 H 40 cm 15,7 inch

CABLE LENGTH
 Up to 200 cm 78,7 inch

FINISH **TYPE.NR**
 Nickel ● 11-8907
 Brass ● 11-8907-2
 Black Brass ● 11-8907-4

CANOPY
 Ø 30 cm 11,8 inch
 H 5,5 cm 2,2 inch

LIGHTSOURCE
 130x led, 12V/0.6W,
 2800K, 3900 LM

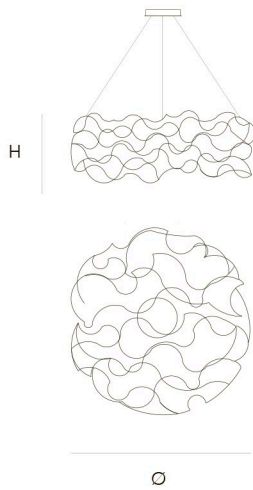
  
 4 35 140x45x155cm

STANDARD Black canopy with cover plate in matching colour of the fixture. Leading and trailing edge dimmable. Nickel, natural brass or blackened natural brass. Brass will turn darker in time and can show stains.

OPTIONAL Downlight led 2700K 12V – 3W
 2400K.

SIRIO DISC 200 by Jan Pauwels

Every Sirio Disc is handmade, the circuit boards are placed randomly, making every model unique. (See model Curled for the version with E10 led bulbs.)



DIMENSIONS
 Ø 200 cm 78,7 inch
 H 40 cm 15,7 inch

CABLE LENGTH
 Up to 200 cm 78,7 inch

FINISH **TYPE.NR**
 Nickel ● 11-8908
 Brass ● 11-8908-2
 Black Brass ● 11-8908-4

CANOPY
 Ø 35 cm 13,8 inch
 H 8,5 cm 3,3 inch

LIGHTSOURCE
 200x led, 12V/0.6W,
 2800K, 6000 LM

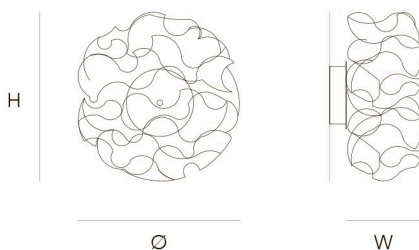
  
 6 65 210x45x225cm

STANDARD Black canopy with cover plate in matching colour of the fixture. Leading and trailing edge dimmable. Nickel, natural brass or blackened natural brass. Brass will turn darker in time and can show stains.

OPTIONAL Downlight led 2700K 12V – 3W
 2400K.

SIRIO 30 WALL/CEILING by Jan Pauwels

LED circuit boards and tiny curled metal rods are the only two basic elements of this light fixture. They give the lamp its structure and shape. The circuit boards have leds on both sides. 2/3 of the light goes down and 1/3 goes up. (See model Curled for the version with E10 led bulbs.)






DIMENSIONS
 Ø 30 cm 11,8 inch
 H 10 cm 3,9 inch

LIGHTSOURCE
 14x led, 12V/0.6W, 2800K,
 420 LM

FINISH **TYPE.NR**
 Nickel ● 11-8915-1
 Brass ● 11-8915-2
 Black Brass ● 11-8915-4

CANOPY
 Ø 14 cm 5,5 inch
 H 4,5 cm 1,8 inch

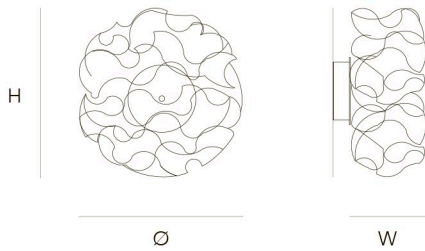
  
 1 2 34x34x34cm

STANDARD Black canopy with cover plate in matching colour of the fixture. Leading and trailing edge dimmable. Nickel, natural brass or blackened natural brass. Brass will turn darker in time and can show stains.

OPTIONAL Downlight led 2700K 12V – 3W
 2400K.

SIRIO 60 WALL/CEILING by Jan Pauwels

LED circuit boards and tiny curled metal rods are the only two basic elements of this light fixture. They give the lamp its structure and shape. The circuit boards have leds on both sides. 2/3 of the light goes down and 1/3 goes up. (See model Curled for the version with E10 led bulbs.)



DIMENSIONS

| | | |
|---|-------|-----------|
| Ø | 60 cm | 23,6 inch |
| H | 20 cm | 7,9 inch |

CANOPY

| | | |
|---|-------|----------|
| Ø | 25 cm | 9,8 inch |
| H | 5 cm | 2,0 inch |

LIGHTSOURCE

33x led, 12V/0.6W, 2800K,
990 LM



1,5 10 73x73x41cm

FINISH

Nickel
Brass
Black Brass

TYPE.NR

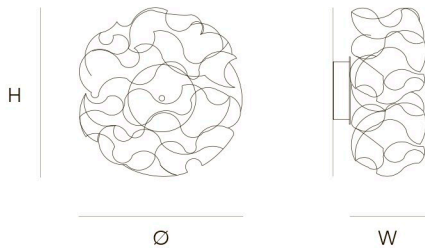
● 11-8916-1
● 11-8916-2
● 11-8916-4

STANDARD Black canopy with cover plate in matching colour of the fixture. Leading and trailing edge dimmable. Nickel, natural brass or blackened natural brass. Brass will turn darker in time and can show stains.

OPTIONAL Downlight led 2700K 12V – 3W
2400K.

SIRIO 70 WALL/CEILING by Jan Pauwels

LED circuit boards and tiny curled metal rods are the only two basic elements of this light fixture. They give the lamp its structure and shape. The circuit boards have leds on both sides. 2/3 of the light goes down and 1/3 goes up. (See model Curled for the version with E10 led bulbs.)



DIMENSIONS

| | | |
|---|-------|-----------|
| Ø | 70 cm | 27,6 inch |
| H | 30 cm | 11,8 inch |

CANOPY

| | | |
|---|--------|----------|
| Ø | 25 cm | 9,8 inch |
| H | 5,5 cm | 2,2 inch |

LIGHTSOURCE

50x led, 12V/0.6W, 2800K,
1500 LM



2 10 83x83x41cm

FINISH

Nickel
Brass
Black Brass

TYPE.NR

● 11-8922-1
● 11-8922-2
● 11-8922-4

STANDARD Black canopy with cover plate in matching colour of the fixture. Leading and trailing edge dimmable. Nickel, natural brass or blackened natural brass. Brass will turn darker in time and can show stains.

OPTIONAL Downlight led 2700K 12V – 3W
2400K.